



Northern Border  
Regional Commission

# FALL 2025

*Pre-application Review  
& Office Hours*



FOSTERING VIBRANT FUTURES FOR RURAL COMMUNITIES



## WHAT IS THE NORTHERN BORDER REGIONAL COMMISSION?

The Northern Border Regional Commission (NBRC) is a **federal-state partnership** for economic and community development in **northern Maine, New Hampshire, Vermont, and New York**. Each year, the NBRC provides federal funds for critical economic and community development projects throughout the northeast, prioritizing areas of socio-economic distress.

### **NBRC'S MISSION:**

We catalyze community vitality and economic prosperity in the northern border region with flexible funding and strategic support.













# AGENDA



## This webinar will cover:

-  Timeline for fall funding programs
-  Overview of eligibility and funding programs
-  How to register and access NBRC's Grants Management System (GMS), and how to start your pre-application
-  Waivers you may submit with your pre-application
-  Resources available to help you prepare and submit your pre-application
-  A live question-and-answer session



# APPLICATION PROCESS

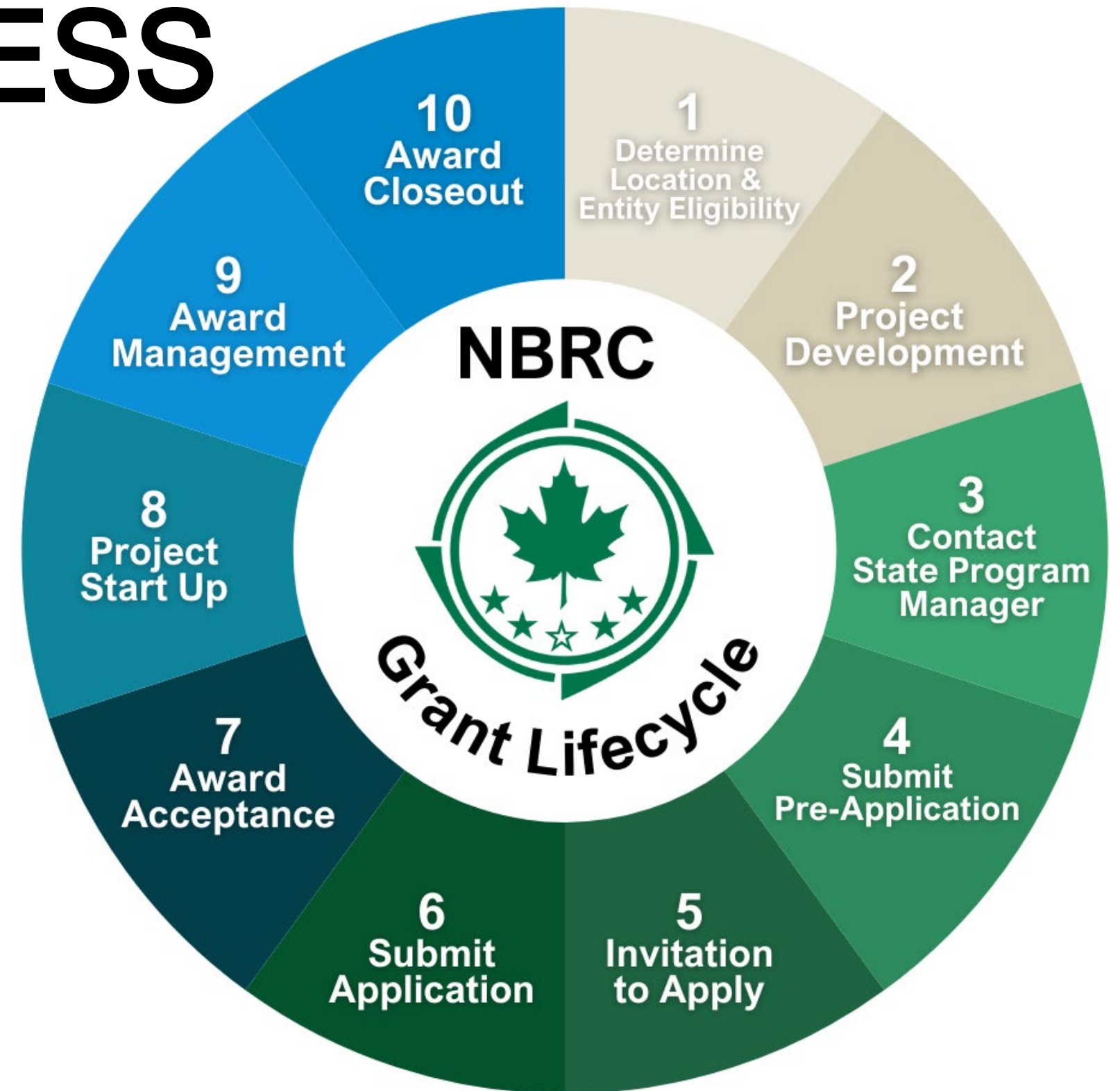
Each program has **two funding rounds** : Spring and Fall.

Interested applicants begin by registering in our **Grants Management System (GMS)** .

**Pre-applications** are required as a first step for all programs.

After a review of submissions, selected proposals will be given an **invitation to submit an application** .

Successful and unsuccessful applications are notified after a scoring and voting process by the Commission.








## Fall 2025 Key Dates:

August 1	➤ GMS opens to applicants for pre-applications
August 13-15	➤ Pre-application office hours
August 29	➤ Pre-applications and waivers due before 5pm EST
September 22	➤ GMS opens for invited applicants only
Sept/Oct	➤ Application Office Hours
October 10	➤ Applications due before 5pm
December	➤ Notification of awards
January	➤ New Grantee Training






# WHO'S ELIGIBLE TO APPLY?




## STATE GOVERNMENTS

*Maine, New Hampshire, New York, and Vermont*




## SECONDARY AND CAREER TECHNICAL CENTERS




## LOCAL GOVERNMENTS

*VILLAGE, TOWN, CITY AND COUNTY*




## NON-PROFITS

*501(C) ORGANIZATIONS*



## OTHER POLITICAL SUBDIVISIONS OF STATE

*REGIONAL PLANNING COMMISSIONS,  
AUTHORITIES OF THE STATE*






## FEDERALLY RECOGNIZED INDIAN TRIBES

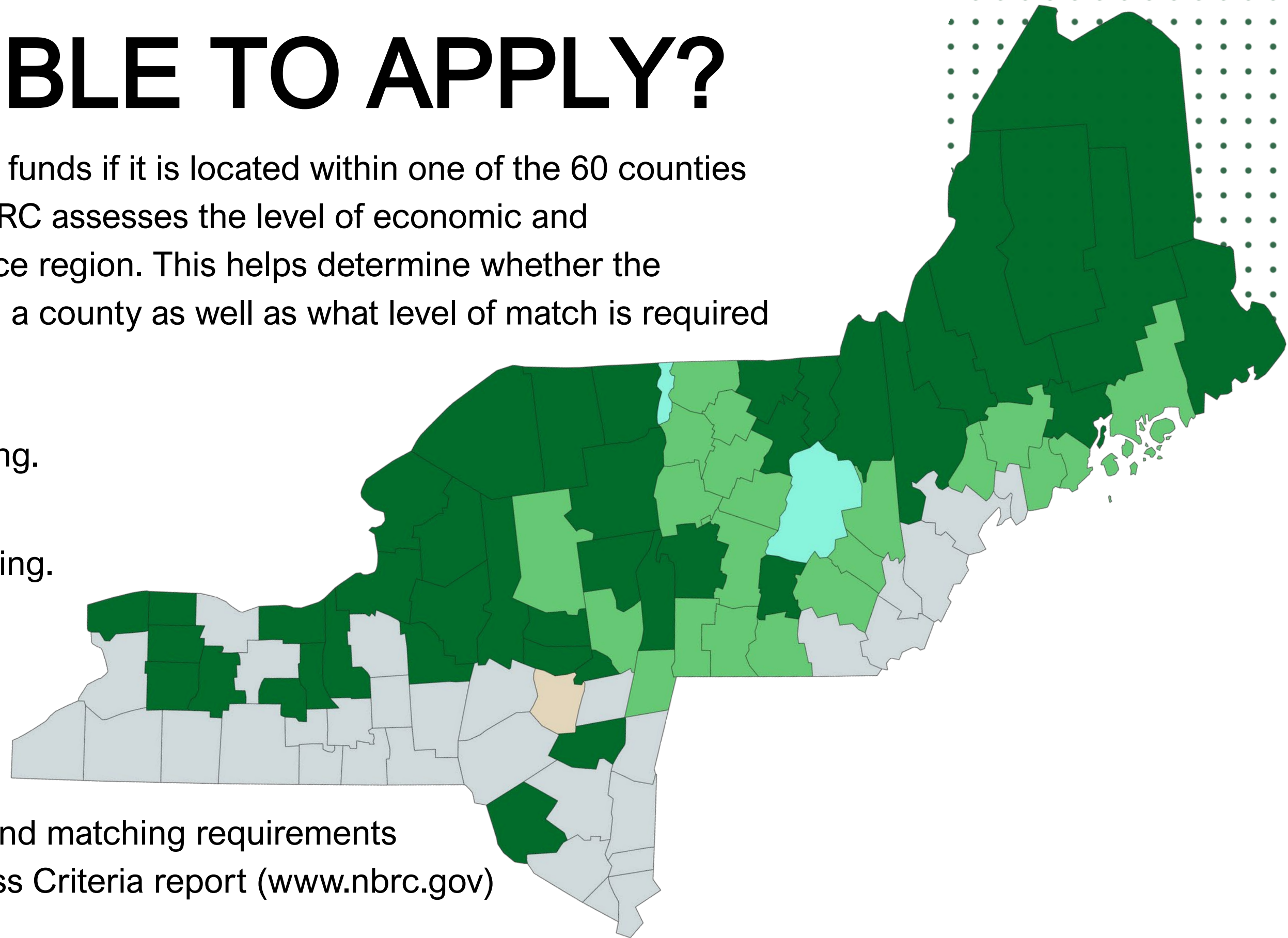
For-profit entities, LLCs and other entities that are not a 501(c)  
are not eligible to apply for funding.



# WHO'S ELIGIBLE TO APPLY?

Your project may be eligible for NBRC funds if it is located within one of the 60 counties in our service area. Each year, the NBRC assesses the level of economic and demographic distress within our service region. This helps determine whether the Commission can provide grants within a county as well as what level of match is required of Commission-funded projects.

-  **Distressed:** Eligible for 80% funding.  
Requires a 20% match.
-  **Transitional:** Eligible for 50% funding.  
Requires a 50% match.
-  **Attainment :** Ineligible for funding.  
(Some exceptions apply.)



More details on county designations and matching requirements are available in NBRC's Annual Distress Criteria report ([www.nbrc.gov](http://www.nbrc.gov))



# NBRC'S THREE CORE PROGRAMS



## Catalyst

Stimulates economic growth and inspires partnerships that improve rural economic vitality.



## Forest Economy

Supports the forest-based economy and assists in the industry's evolution to include new technologies and viable business models.



## Timber for Transit

Advances the use of wood-based materials and composites for transportation and transportation adjacent infrastructure.




# FOREST ECONOMY PROGRAM (FEP)

FEP supports the forest-based economy and assists in the industry's evolution to include new technologies and viable business models across the 4-state NBRC region.

Examples of successful projects may include:

- **Public infrastructure projects** that directly support the forest industry
- **Community development projects** that support the diversified use of forest for economic activity
- **Workforce training and development projects** for the purpose of building the skills, recruiting, and retaining the workforce needed for forest businesses
- **Marketing, communication and education projects** that are paired with a public infrastructure, community development or workforce training or development project



- Watch 2025 Program Overview Series [Part 6: Forest Economy Program](#)
- [2025 Forest Economy Program Information Session](#)






# TIMBER FOR TRANSIT PROGRAM (T4T)

T4T advances the use of domestic forest products in transportation infrastructure projects across the NBRC region.

Examples of successful projects may include:

- **Feasibility** such as inventory assessments, architectural and engineering designs, cost analyses and permitting for construction of transportation infrastructure that meets the criteria of implementation work.
- **Implementation** or construction of transportation infrastructure to include: permanent vehicular and pedestrian bridges, railway structures and rail bridges, trail bridges, covered bridges, wildlife crossings, etc. Construction of transportation-adjacent infrastructure to include: highway rest stops, ferry terminals, train stations, outdoor rec transportation infrastructure, highway sound barriers, etc.



- Watch 2025 Program Overview Series [Part 7: Timber for Transit Program](#)
- [2025 Timber for Transit Program Information Session](#)





# CATALYST PROGRAM

The Catalyst Program supports a broad range of economic development initiatives intended to modernize and expand the region's basic infrastructure and revitalize communities to support and attract the region's workforce.

Projects fall within one of two categories:


## INFRASTRUCTURE

- Transportation
- Basic Public
- Telecommunications

## NON-INFRASTRUCTURE

- Feasibility Projects
- Business and Workforce Development
- Resource Conservation, Tourism, Recreation
- Basic Healthcare

*\*This program includes built-in grant **administration technical assistance** .*



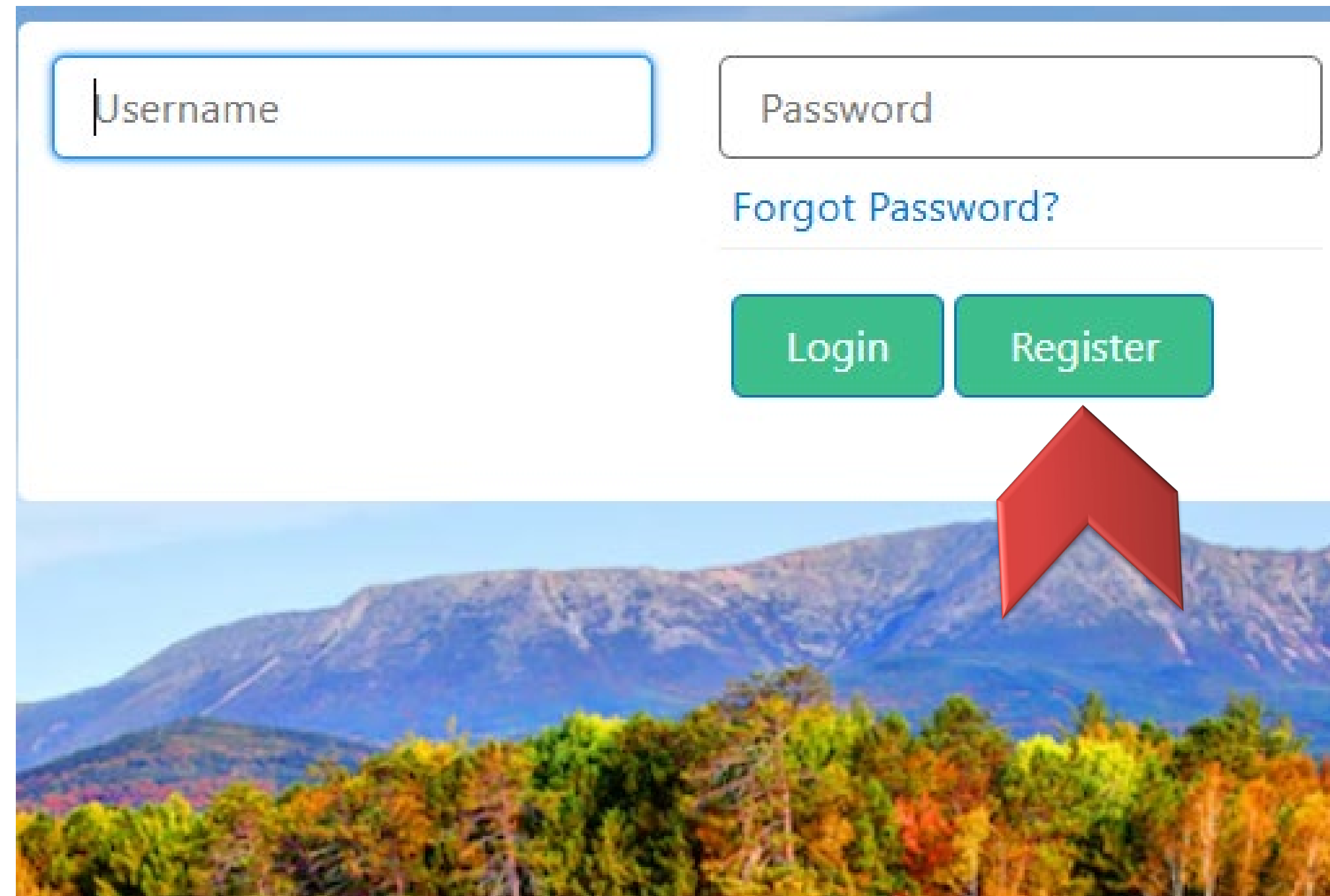
- Watch 2025 Program Overview Series [Part 5: 2025 Catalyst Program](#)
- [2025 Catalyst Program Information Session](#)





# REGISTRATION

- The GovGrants registration process requires a valid EIN to complete your organization's registration. Your Organization's Authorized Representative will submit the registration to NBRC to be granted access to the GovGrants system.
- Navigate to the [NBRC Resources webpage](#) for Grants Management System Resources, including a guide to [Register Your Organization's Account](#) and [Manage Your Organization's Account and Contacts](#).

A screenshot of the GovGrants registration interface. It features a white header area with a blue border. On the left is a 'Username' input field, and on the right is a 'Password' input field. Below the password field is a blue link that says 'Forgot Password?'. At the bottom of the header are two green buttons: 'Login' and 'Register'. A large red arrow points upwards towards the 'Register' button. The background of the page shows a scenic view of mountains and trees with autumn foliage. The bottom of the page has a green footer area with a pattern of small white dots.



# STARTING YOUR PREAPPLICATION

1. Complete registration
2. Login to the GMS
3. View available funding opportunities
4. Qualify for the appropriate program announcement (Catalyst, FEP, T4T)
5. Create the pre-application
6. Open the appropriate Program User Manual associated with the funding opportunity. Follow the guidance to respond to pre-application questions
7. Associate contacts, including (if applicable) your LDD partner
8. Save often!

## Pre-Application Resources

- [Creating and submitting a pre-application](#) GMS guidance document is a step-by-step *technical* guide to completing and submitting the pre-application in the GMS.
- Program Pages (User Manuals, FAQs, and more) contain guidance and resources for building a scope of work that responds to program priorities
  - [Catalyst](#)
  - [Forest Economy](#)
  - [Timber for Transit](#)



# PRE-APPLICATION WAIVERS

Projects may need to submit a waiver request at time of pre-application. There are three different types of waivers that may apply to a project:

- The **Significant Benefit Waiver** is required for eligible applicants whose primary place of business is located outside of the NBRC Service Area but within a member state. The applicant or co-applicant must be able to demonstrate their project will result in a direct investment of NBRC funds and have a significant economic benefit within NBRC's eligible geographies. \*Supporting narrative required
- The **75% Prior Investment Waiver** is required for eligible applicants with an open NBRC award that is not 75% expended. \*Supporting narrative required
- NBRC Catalyst Program awardees are required to use an LDD for grant administration assistance unless they are an agency of State government or have requested and received **LDD Waiver** approval from NBRC prior to the submission of the Catalyst Program application.

More details on waiver requirements can be found in the [Program User Manuals](#).

Waiver templates are embedded in the Forms and Files tab of the Grants Management System pre-application record.



# TIPS FOR YOUR PREAPPLICATION

Use these Pro-Tips to craft your pre-application narrative and details.

- 1. Get early feedback.** Project development happens well before pre-applications open in the GMS. State Program Managers can provide critical feedback on how best to align a project concept with state economic development goals. **Resource:** [Pre-Application Workshop – Develop and Strengthen Your Project Concept](#)
- 2. Demonstrate your project is ready for an investment.** Help reviewers understand why this project should be funded now. **Resource:** [Pre-Application Workshop – Is Your Project Ready for NBRC Investment?](#)
- 3. Be clear and concise.** Develop an "elevator pitch" to include in the Project Abstract. It is not necessary to use the full 5,000 characters allowed in the system for each narrative response. Use the suggested length of responses listed in the Program User Manuals, generally 1-3 paragraphs in length.



# TIPS FOR YOUR PREAPPLICATION

Use these Pro-Tips to craft your pre-application narrative and details.

4. **Describe how the requested NBRC funds will be used.** Will NBRC funds go towards construction costs, purchase of equipment, staff time, etc.?
5. **Don't forget supporting narrative for waiver requests.** Follow the specific guidance for the waiver you are requesting including to attach or include supporting narrative. The 75% Expenditure Waiver and the Significant Benefit Waiver both require supporting narrative.
6. **Submit early!** There are multiple validations performed by the GMS when you submit a pre-application. *There is the potential for an error that must be corrected before the system will accept your pre-application.*



# RESOURCES!

- [NBRC Program Webpages](#)
  - User Manuals, Program One Pagers, Timeline, FAQs, Project Interest Form, Regional Initiatives, Award History, Eligibility Guidance, and more
- [NBRC Pre-Application Support Webpage](#)
  - Events and office hours registrations, recorded info sessions, workshops, etc.
- [NBRC NEPA Webpage](#)
  - About NEPA, NEPA resources and trainings
- [NBRC BABAA Webpage](#)
  - About BABAA, Guidance, FAQs, Waivers, Trainings
- [NBRC Resources Webpage](#)
  - Standard Forms, Templates, Grants Management System resources: Registration, Pre-application and Application guidance, etc.




[Admin@nbrc.gov](mailto:Admin@nbrc.gov)





Northern Border  
Regional Commission

# QUESTIONS







Northern Border  
Regional Commission

# THANK YOU!

Marina Caceres, Program Manager  
Timber for Transit & Forest Economy

[MCaseres@nbrc.gov](mailto:MCaseres@nbrc.gov)

Adrienne Harrison, Program Manager  
Catalyst

[Aharrison@nbrc.gov](mailto:Aharrison@nbrc.gov)

Connect with us:   @NorthernBorderRegionalCommission  [www.nbrc.gov](http://www.nbrc.gov)  [admin@nbrc.gov](mailto:admin@nbrc.gov)