



Northern Border  
Regional Commission

# 2026 APPLICATION INFORMATION SESSION

## ALL PROGRAMS

Andrea K. Smith, Program Director: [asmith@nbrc.gov](mailto:asmith@nbrc.gov)

Marina Caceres, Program Manager, Forest Economy and Timber For Transit: [mcaceres@nbrc.gov](mailto:mcaceres@nbrc.gov)

Adrienne Harrison, Program Manager, Catalyst: [aharrison@nbrc.gov](mailto:aharrison@nbrc.gov)

Casey Haynes, Program Coordinator: [chaynes@nbrc.gov](mailto:chaynes@nbrc.gov)

# AGENDA



- [Application Key Dates](#)
- [Pre-application Feedback](#)
- [Application Process and Requirements](#)
- [Application Review and Selection](#)
- Questions
- [NBRC Contacts](#)

# Application Key Dates

## SPRING 2026 Application Timeline:

- **March 30, 2026** - Grants Management System opens for applications
- **April 17, 2026** - Applications (*by invitation*) due before 5:00pm
- **June 2026** - NBRC spring round awards announced

## FALL 2026 Application Timeline:

- **August 28, 2026** – Pre-application (required) due 5:00 pm
- **October 16, 2026** - Applications (*by invitation*) due before 5:00pm
- **December 2026** - NBRC fall round awards announced

# Pre-application Feedback

The screenshot displays a software interface with a process flow at the top: Created (with a green checkmark), Reviewed (with a green checkmark), Submitted (with a green checkmark), Accepted (with a green checkmark), and Converted to Application (with a green checkmark). Below the flow is a navigation bar with tabs: Overview, Locations, Budget, Responsibilities, Forms and Files, and Collab (highlighted with a yellow box). A yellow arrow points from the Collab tab to the Messages section below. The Messages section contains a search bar, a text input field with the placeholder "What are you working on? @mention someone...", a "Share" button, and a "No feeds available." message.

Pre-application feedback was provided using the email feature of the Collab Tab located in the pre-application record (PR-NBRC-0000). You can view this email in the pre-application Collab tab.

# Pre-application Feedback

If the pre-application feedback you received is not covered here and you have questions, please reach out to [admin@nbrc.gov](mailto:admin@nbrc.gov)

## GENERAL FEEDBACK

- LDD Contact or LDD Support
- Co-Applicant(s) identified
- Economic Relevance
- Letters of Support
- Notice of Federal Interest (NFI)
- Locations

## PROGRAM SPECIFIC FEEDBACK:

- Infrastructure (Forest Economy)
- Workforce Development (Forest Economy)
- Workforce Development (Catalyst)
- Materials Detail (Timber for Transit)

## Slide 5

---

**MC1**    [@Adrienne Harrison] added "Locations" under general feedback with notes in comments. Will add a slide in the Locations section.

Marina Caceres, 2026-04-06T18:13:11.201

# Pre-application Feedback

## BUDGET FEEDBACK

- Exceed Maximum Award
- Higher Maximum Request (T4T, CAT)
- Budget Narrative Inadequate
- No Construction Costs
- Ineligible Costs
- Ineligible Pass-through
- Procurement
- Exceeds Federal Funding Ceiling
- Other Federal Funds
- No Funding Sources Listed
- NEPA – Costs for NEPA should be included in the revised budget.



[Budgets](#)  
[Workshop](#)  
[Slides](#)

# Application Process and Requirements

- [Organization Profile](#)
- [Create Your Application](#)
- [Materials To Reference](#)
- [Application Information Requirements, including:](#)
  - [Overview](#)
  - [Budget](#)
  - [Technical Proposal](#)
  - [Approach and Methodology](#)
  - [Economic Impacts](#)
  - [Project Readiness](#)
  - [Capacity and Qualifications](#)
  - [LDD Support](#)
  - [Forms and Files](#)

# Create Your Application!

The screenshot displays the Northern Border Regional Commission Enterprise Grants Portal interface. The main focus is the 'Create Application' modal window, which is overlaid on the main application page. The modal contains the following elements:

- Save and Continue** button (top right)
- Application Information** section with a text input field for the application title.
- Save and Continue** button (bottom right)
- Progress indicators for the application stages: Created, Submitted, Accepted, and Converted to Application.

The main application page features a left-hand navigation menu with the following sections:

- Search**: Includes a search bar and a dropdown menu set to 'All'.
- Tasks**: Includes 'Application Tasks', 'Pending Tasks', and 'Completed Tasks'.
- Activities**: Includes 'Applications' and 'Pre-Applications'.

The main content area shows a progress bar with four stages: Created, Submitted, Accepted, and Converted to Application. The first three stages are marked with green checkmarks, indicating they are complete. Below the progress bar, there are navigation tabs for Overview, Locations, Budget, Forms and Files, History, and Collab.

A red box highlights the **Create Application** button in the top right corner of the main application page, with a red arrow pointing to it.

# Organization Profile

After you select "create application" you can review your **Organization Profile** for updates that may be needed:

- Home > Organization Profile

Review **UEI #** and validate it with Sam.gov

- See Sam.gov if your organization does not have a UEI #
- Need help updating your UEI in the GMS? See the [NBRC Resources page](#) for guidance.
- Note – you will not be able to update your UEI until you create your application.

# Materials To Reference

## As You Develop Your Application

- [Application Support](#) – info session recordings, workshops, office hours, narrative guidance
- [Program User Manual](#) - Refer to the Part I section, “Applying for NBRC funds”, and Appendices I-L: Scoring Criteria
- NBRC GMS pre-application feedback– refer to the feedback provided to GMS project contacts in Collab tab email
- NBRC Resources > Grant Administration Documents and Forms page: <https://www.nbrc.gov/content/administration>. Here, you’ll find:
  - GMS Application Guidance
  - **Required** application support documents including **Standard Forms (SF)**, the **NEPA intake form**, and **form samples/examples**

# Application Information, Requirements & Submission

The screenshot displays the 'Enterprise Grants Management System' interface. The top navigation bar includes the Northern Border Regional Commission logo, the system name, and a 'Grants Portal' dropdown. The main navigation menu contains 'Opportunities', 'Applications', 'Grants', 'Monitoring', and 'Closeout'. The left sidebar lists 'Search', 'Tasks', 'Activities', and 'Applications'. The main content area shows an application titled 'Email Template Test' with the following details:

EGMS ID	Status	Application Due Date
AP-NBRC-020	Created	04/10/2024 11:47 AM

Below the application details is a yellow warning box: "Please note a Unique Entity Identifier (UEI) is required should the project be selected for funding. If you have a UEI please update your organization profile. If your entity needs to register for a UEI, please visit <https://sam.gov/content/home>".

A progress bar shows the application status: 'Created' (checked), 'Submitted' (unchecked), and 'Converted to Award' (unchecked).

The bottom navigation bar includes: Overview, Locations, Budget, Proposal, LDD Support, Forms and Files, History, and Collab.

# Overview

Overview  Locations \$ Budget Proposal LDD Support Forms and Files History Collab

## **Primary Place of Performance:**

- Select State

## **Project Information section:**

- Responses will carry forward from the pre-application
  - Review Pre-application Narrative response guidance
- Responses can be edited
- Review each question to address feedback or strengthen details

# Overview

Overview  Locations \$ Budget Proposal LDD Support Forms and Files History Collab









## Contacts section:

- Authorized representative will be populated as Project Director/Manager role. **This contact also needs to be designated as a Key Contact.**
- Associate your LDD in the Contacts section and assign the LDD Contact role.

## Acknowledgement section:

- Check "I Agree"

# Locations

 Overview  Locations  Budget  Proposal  LDD Support  Forms and Files  History  Collab

## **Application Match section:**

- Confirm correct match; use match estimator tool if unsure
- Ensure Justification includes GEOIDs only, up to 10 GEOIDs max

## **Investment Locations section:**

- Enter street, city, state and zip code of location(s) where the project will have investments
- If a location cannot be validated by system, enter coordinates instead

## **Key Performance Indicators:**

- See Grant Programs User Manual Appendix E – Key Performance Indicators
- Select 3-5 KPIs that are most applicable to your project
- Edit and enter the Target value for each KPI – a unique value for your selected KPIs and 0 for all the KPIs that do not apply to your project.

## Slide 14

---

**AH1**    [@Casey Haynes] How should these instructions be updated for the location/match justification?  
Adrienne Harrison, 2026-03-24T14:53:01.441

**CH1 0**    Updated!  
Casey Haynes, 2026-03-24T15:25:26.751

# Locations – Match Justification

Overview Locations Budget Proposal Responsibilities Forms and Files History Collab

## Application Match

Please refer to <https://www.nbrc.gov/content/project-match> for more information about determining your Match % and instructions for inputting the Match Justification.

Match % ⓘ

50%

Match Justification ⓘ

3609148318

### Match Justification

- Enter the GEOID(s) for your project location separated by semicolons and without spaces. Example: 5002507900;5002570750.
- Reference to the [NBRC's Project Eligibility and Match Determination](#) page for more information and instructions for inputting the Match Justification.
- This section should include GEOID(s) only. **DO NOT ENTER TEXT.** Review your pre-application feedback for any required changes.
- **Include no more than 10 GEOIDs.** If you have more than 10, use county level GEOID information



Budgets  
Workshop  
Slides

# The Budget

# Budget

## Budgets Workshop Slides

- Complete the SF-424cbw detailed project budget
- Available in the Supporting Documents Checklist
- Download, complete, and upload back to the Supporting Documents Checklist
- A sample SF 424-cbw is available NBRC's resources page, [here](#).

The screenshot displays a web application interface with a navigation bar at the top containing: Overview, Locations, Budget, Proposal, Responsibilities, Forms and Files (active), History, and Collab. Below the navigation bar, there are three main sections:

- Application Files:** A table with columns: Title, Classification, File Extension, Description, Created Date (sorted descending), and Actions. It shows "No Records Found" and includes an "Add Files" button.
- SME Files:** A table with columns: Title, Classification, File Extension, Description, Last Modified Date, Created By ID, and Actions. It shows "No Records Found" and includes a note: "\* Records are sorted by Created Date descending order".
- Supporting Documents Checklist:** A table with columns: Description (sorted ascending), Required, Template Link, and Grantee Document Link. It lists various documents and their requirements.

Description ↑	Required	Template Link	Grantee Document Link
Authorized Official Resolution	Mandatory	Not Applicable	<a href="#">View</a>
Certificate of Good Standing	Optional	Not Applicable	Not Applicable
Debarment Suspension Cert - Form 1001	Mandatory	<a href="#">View</a>	<a href="#">View</a>
Indirect Cost Rate Letter	Optional	Not Applicable	Not Applicable
IRS Determination Letter	Optional	Not Applicable	Not Applicable
Letters of Support	Optional	Not Applicable	<a href="#">View</a>
NEPA Intake Form	Mandatory	<a href="#">View</a>	<a href="#">View</a>
Project Maps	Mandatory	Not Applicable	<a href="#">View</a>
Revolving Fund Loan Documentation	Optional	Not Applicable	Not Applicable
SF424-cbw	Mandatory	<a href="#">View</a>	<a href="#">View</a>

- The SF-424cbw categories are the same as the GMS budget table categories.
- Include descriptions for costs in each category. Without descriptions in the category column, it's difficult for the reviewer to determine how funds will be spent. Do not leave this column blank!
- If applicable, add LDD Grant Administration costs as a line item in Category 6 Consultants. **LDD costs should be \$8,000 for projects less than \$400,000 OR 2% of the requested NBRC amount for projects above \$400,000**

6. Consultants (Type)	Days	Rate per Day	Estimated Cost	HUD Share	Applicant Match	Other HUD Funds	Other Federal Share	State Share	Local/Tribal Share
Contract with LDD for Grant Administration	2%		\$20,000	\$20,000					
Consultants, NEPA review			\$15,000	\$15,000					
Total Consultants Cost			\$35,000	\$35,000					
7. Contracts and Sub-Grantees (List individually)									
7a. Contracts	Quantity	Unit Cost	Estimated Cost	HUD Share	Applicant Match	Other HUD Funds	Other Federal Share	State Share	Local/Tribal Share
Subtotal - Contracts									
7b. Sub-Grantees (List individually)	Quantity	Unit Cost	Estimated Cost	HUD Share	Applicant Match	Other HUD Funds	Other Federal Share	State Share	Local/Tribal Share
Subtotal - Sub-Grantees									
Total Contracts and Sub-Grantees Cost									
8. Construction Costs									
8a. Administrative and legal expenses	Quantity	Unit Cost	Estimated Cost	HUD Share	Applicant Match	Other HUD Funds	Other Federal Share	State Share	Local/Tribal Share
Permits & Fees			\$20,000	\$20,000					
Subtotal - Administrative and legal expenses			\$20,000	\$20,000					

LDD Administration costs in section 6. LDD costs should be \$8,000 for projects less than \$400,000 OR 2% of the requested NBRC amount for projects above \$400,000.

NEPA Review cost estimate should be included in budget under 6. It is recommended to include some funding for NEPA even if you believe your project will be a CATEX

Construction in support of infrastructure projects and non-infrastructure projects with a construction component will use categories 8a-8i to provide details on construction costs. If there are construction costs, applicant will also need to submit a SF424-D.

# Completing the SF-424cbw

- Add NEPA costs as a line item in the SF-424cbw detailed budget document. These costs should be clearly identified in Category 6, Consultants. The costs should range from \$500-\$10,000+ depending on the expected level of review or actions to complete the environmental review process.

CATEX	CATEX + Section 106	Environmental Assessment
Brief review, no public comment period	Required Section 106 review for historic or eligible structures	Robust review
<1 month to develop	2-6 months depending on consultation	6-12+ months
\$0-\$500+	~\$500-\$1,500	~\$5,000-\$10,000+

NEPA costs must be included in budget. Applicants are encouraged to review NBRC's NEPA webpage and build a timeline and budget for NEPA review accordingly.

<https://www.nbrc.gov/content/NEPA>











## Reviewing the SF-424cbw

Review the completed SF-424cbw for common issues and errors:

- Each line item cost has a description
- Estimated costs are equal to sum of contributions from all shares
- Total of NBRC Share (Column G) matches the NBRC requested amount and does not exceed the amount your project is eligible for
- NBRC Share + Other Federal Funds (Column G+K) does not exceed 80% of the total project costs.
- Projects in distressed counties must meet a minimum 20% match and the 80% Federal Cap
- Row and column totals need to match information provided in the Budget Periods Table, Funding Sources Table and the SF-424. Tip: Use the SF424cbw Summary tab to easily view totals.

# Budget









 Overview  Locations  Budget  Proposal  LDD Support  Forms and Files  History  Collab

## **Budget Periods Table section:**

- Values carried forward from pre-application – edit as needed
- Revise budget categories based on new estimates, more detailed data, or corrections requested in the pre-application.
- Totals should match SF-424cbw detailed budget attachment
  - Review the column totals and category (row) totals for alignment between the Budget Periods Table and the SF-424cbw

**Pro Tip:** Complete the SF-424cbw Budget Details before editing the GMS budget section. A complete and correct SF-424cbw makes updating the GMS budget information easier.









# Budget

 Overview  Locations  Budget  Proposal  LDD Support  Forms and Files  History  Collab

## Budget Table Reminders:

- 80% Federal Funding Ceiling – calculated on total project costs
- Applicant minimum required match – calculated on NBRC requested amount
- ARPA funds **are** considered federal source
- CDBG and federal loans **are not** considered a federal source

# Budget

 Overview  Locations  Budget  Proposal  LDD Support  Forms and Files  History  Collab









## **Budget Narrative section:**

- Carried forward from pre-application – edit as needed
- Populate the justification for requested project costs over \$5,000

## **Funding Sources and Commitments table section:**

- Carried over from pre-application – edit as needed
- Do not include the NBRC request in the funding sources and commitments table.
- Funding sources table total must equate to sum of “Other Federal Share”, “Applicant Match”, and “Other” from the budget table.

# Budget Evaluation

 Overview  Locations  Budget  Proposal  LDD Support  Forms and Files  History  Collab

- All budget components (Budget Table, Budget Narrative, SF-424cbw and Funding Sources table) are measured against Scoring Criteria in Appendices I-L of the Grant Programs User Manual. Refer to the Scoring Criteria relevant to the program to which you are applying.
- Catalyst: Grant Program User Manual
  - Appendix I (NBRC scoring criteria) (7 points)
  - Appendix J (State Scoring Criteria)
- Forest Economy: Grant Program User Manual Appendix K (15 points)
- Timber for Transit: Grant Program User Manual Appendix L (15 points)









Technical  
Proposal  
Workshop  
Slides

# Technical Proposal

# Technical Proposal








[Technical Proposal Workshop Slides](#)

Overview  Locations \$ Budget  Proposal  LDD Support  Forms and Files  History  Collab

- Review the information you submitted for the preapplication and build on it here.
- Address feedback from the invitation to apply email
- Have the detailed **Scoring Criteria** and **Application Narrative Guidance** open and available to reference.
- Prepare in a Word document, then copy and paste into GMS.
- Keep the formatting simple, e.g. bullet points rather than tables and cells to avoid potential errors when saving complicated formatting.

Save often!









# Approach & Methodology

 Overview  Locations  Budget  Proposal  LDD Support  Forms and Files  History  Collab

## **Proposal Tab - Approach & Methodology**

- Provide an explanation of the approach and methodology that will be used to meet the project objectives.
- Identify and explain how the project addresses program objectives and investment priorities.
- Include a detailed milestone schedule or work plan
- Include an explanation of project relevance with local, state or regional planning efforts including State priorities









# Approach & Methodology

Overview  Locations  Budget  **Proposal**  LDD Support  Forms and Files  History  Collab 

## Proposal Tab - Approach & Methodology Evaluation

- NBRC Agency/Program Investment Priorities
- Catalyst: Grant Program User Manual
  - Appendix I (NBRC scoring criteria) (8 points)
  - Appendix J (State Scoring Criteria)
- Forest Economy: Grant Program User Manual Appendix K (10 points)
- Timber for Transit: Grant Program User Manual Appendix L (10 points)

# Economic Impacts

 Overview  Locations  Budget  Proposal  LDD Support  Forms and Files  History  Collab

## Proposal Tab – Economic Impacts

- Referencing the KPIs you selected earlier in your application, describe the expected economic impacts of the project including expected impacts on jobs and wages and the scale of impact on the community, county or region
- Justify the expected economic impacts through letters of support, business commitments, relevant studies, data and other forms of supporting documentation.


# Economic Impacts

 Overview  Locations  Budget  Proposal  LDD Support  Forms and Files  History  Collab

## Economic Impacts Evaluation

- Catalyst: Grant Program User Manual
  - Appendix I (NBRC scoring criteria) (15 points)
  - Appendix J (State Scoring Criteria)
- Forest Economy: Grant Program User Manual Appendix K (15 points)
- Timber for Transit: Grant Program User Manual Appendix L (15 points)

# Project Readiness


Overview  Locations \$ Budget Proposal LDD Support Forms and Files History Collab

## Proposal Tab – Project Readiness

- Describe whether the project is ready for implementation or will require additional planning tasks to begin.
- Provide a detailed milestone schedule for completing of the project, along with an explanation of the applicant's ability to complete the proposed work within the 3-year period of performance.

**Pro Tip:** Don't forget to account for NEPA! Review NBRC's [NEPA webpage](#) and build a timeline and budget for NEPA review accordingly.

# Project Readiness

 Overview  Locations  Budget  Proposal  LDD Support  Forms and Files  History  Collab

## Project Readiness Evaluation

- Catalyst: Grant Program User Manual
  - Appendix I (NBRC scoring criteria) (10 points)
  - Appendix J (State Scoring Criteria)
- Forest Economy: Grant Program User Manual Appendix K (15 points)
- Timber for Transit: Grant Program User Manual Appendix L (15 points)


# Capacity & Qualifications

 Overview  Locations  Budget  Proposal  LDD Support  Forms and Files  History  Collab

## Proposal Tab – Capacity & Qualifications

- Provide an explanation of the capacity of the organization to meet the project objectives, including any partnerships with other entities to support project.
- Provide an explanation of the qualifications of the personnel as they relate to project objectives.









# Capacity & Qualifications

 Overview  Locations  Budget  Proposal  LDD Support  Forms and Files  History  Collab

## Capacity & Qualifications Scoring Criteria

- Catalyst: Grant Program User Manual
  - Appendix I (NBRC scoring criteria) (5 points)
  - Appendix J (State Scoring Criteria)
- Forest Economy: Grant Program User Manual Appendix K (10 points)
- Timber for Transit: Grant Program User Manual Appendix L (10 points)

# LDD Support

 Overview  Locations  Budget  Proposal  LDD Support  Forms and Files  History  Collab

## **LDD Support tab** of the Application

- Designate an LDD and send the draft application to the LDD for review.
- LDD review is not required prior to submission, however, they may be able to provide valuable feedback before your final submission to NBRC.
- Applicant can use the “Complete Review” option at any point to resume working on or to submit their application



Forms  
and Files  
Workshop  
Slides



# Forms and Files

# Forms and Files

[Forms and Files Workshop Slides](#)

Overview

Locations

Budget

Proposal

LDD Support

Forms and Files

History

Collab

## Forms and Files Tab – Supporting Documents Checklist section

Supporting documents checklist contains the **mandatory documents all applicants** must complete and upload for application submission

- **SF-424cbw** (*details tab of spreadsheet only*)
- **NEPA Intake Form\*\***
- **Authorized Official Resolution**
- **Form 1001: Debarment suspension certification**
- **Project Map**

Resource: [Application Supporting Documents Checklist](#)

# Forms and Files

Overview

Locations

Budget

Proposal

LDD Support

Forms and Files

History

Collab

**Non-profit applicants** have additional **mandatory documents** which must be completed and uploaded or attached to that application system:

- **Certificate of Good Standing** dated within 12 months of application
- **IRS Determination Letter** (original) or Letter of Affirmation dated within 12 months of application

# Forms and Files

Overview  Locations \$ Budget Proposal LDD Support Forms and Files History Collab

## Forms and Files Tab – Supporting Documents Checklist section

### Indirect Cost Rate:

- The de minimis rate of 15% will be applied unless you upload your negotiated indirect cost rate agreement with a cognizant agency.

### Revolving Loan Fund:

- Applicants applying for a Revolving Loan Fund project are required to complete additional RLF documentation, which must be developed by the applicant in response to Grant Programs User Manual Appendix F instructions, and must be uploaded to the GMS. A template is available in the GMS.

# Forms and Files

Overview  Locations \$ Budget Proposal LDD Support Forms and Files History Collab

## Forms and Files Tab – All Forms section

The “All Forms” section contains the **mandatory forms all applicants** must complete for application submission. These forms must be signed by the project’s Authorized Official

- **SF-424 Application for Federal Assistance**
- **Assurances form** (*select applicable Assurance form*)
  - **SF-424B** Assurances for Non-construction **OR**
  - **SF-424D** Assurances for Construction
- **SF-LLL: Disclosure of Lobbying Activities**

# Summary of Application Requirements

## **Review and Confirm UEI#**

- ✓ Review SAM.gov expiration date
- ✓ See Sam.gov if organization needs to change details or renew account

## **Project Overview:**

- ✓ Carries over from pre-application
- ✓ Review and update as needed to address feedback

## **Proposal Narrative:**

- ✓ See Program User Manual to review how narrative corresponds with NBRC scoring criteria.

# Summary of Application Requirements

## **Budget:**

- ✓ SF-424cbw attached as a supporting document.
- ✓ SF-424cbw totals by numbered category (row totals) and share (column totals) should match the details entered in the Budget table section of the application. **It is important the Budget table matches the SF-424cbw because NBRC will use the GMS budget in the reimbursement process.**
- ✓ If you did not have the LDD requirement waived, LDD costs go in the SF-424cbw on line 7a, "Contracts"
- ✓ NEPA costs entered as separate line items in 7a, "Contracts".
- ✓ All budget documentation contributes to NBRC Project Costs & Match scoring criteria.

# Summary of Application Requirements

- **Review and confirm required supporting documentation is in the GMS**
  - ✓ SF-424cbw (*details tab of spreadsheet only*)
  - ✓ NEPA Intake Form
  - ✓ Authorized Official Resolution
  - ✓ SF-424B **or** SF-424D (Assurances for Non-construction **or** Construction)
  - ✓ Indirect Cost Rate Agreement (if applicable)

# NBRC Office Hours and Resources

## Office Hours:

- **Tuesday, April 14 at 11:00am** focused on GMS common errors and questions

## Resources:

- [GMS Step-by-Step guidance for Creating and Submitting an Application](#)
- [Grant Programs User Manual](#)
- [NBRC Grant Administration Documents and Forms - Application Supporting Documents Checklist, sample LDD contract, required forms](#)



# **Application Review and Scoring**

# Catalyst Application Review & Selection

## **Review & Scoring Process:**

NBRC and State Program each review and score applications using Scoring Criteria found in the Grant Programs User Manual.

## **Selection Process:**

NBRC and the States will consider the following when selecting projects for funding awards at the application phase:

- Project's alignment with program priorities (score)
- Balanced geographic distribution of investments
- Well-documented community or regionally supported need for the project
- Projects deemed a priority by the State where the project is located

# Forest Economy and Timber for Transit Application Review

## **Review & Scoring Process:**

- Advisory Board members review projects and provide sector expertise to NBRC and States
- NBRC and State Program Managers review and score applications using Program Scoring Criteria found in the Grant Programs User Manual

When selecting projects for funding at the application phase, NBRC and the States will also consider a balanced geographic distribution of investments, state prioritization, as well as state, community, or regionally supported need for the project.

# Project Selection Timeline

**(all programs)**

## **2026 Project Selection Timeline:**

- Selected projects are approved by governor's alternates and NBRC Federal co-chair at Commission meeting.
- NBRC notification of awards and notice to unsuccessful applicants by **June 30, 2026** (Spring round) and by **December 18, 2026** (Fall round)



Northern Border  
Regional Commission

# QUESTIONS?

- **Program FAQs will continue to be updated**
- **Send questions to [admin@nbrc.gov](mailto:admin@nbrc.gov) with the GMS ID in the subject line**



**Northern Border  
Regional Commission**

# **NBRC Programs – Points of Contact**

**All questions related to eligibility, timelines, NBRC policies and funding requirements should be directed to [Admin@NBRC.gov](mailto:Admin@NBRC.gov)**

## **NBRC Staff:**

- Andrea Smith, NBRC Program Director: [asmith@nbrc.gov](mailto:asmith@nbrc.gov)
- Casey Haynes, Program Coordinator: [chaynes@nbrc.gov](mailto:chaynes@nbrc.gov)
- Marina Caceres, Program Manager, Forest Economy and Timber for Transit: [mcaceres@nbrc.gov](mailto:mcaceres@nbrc.gov)
- Adrienne Harrison, Program Manager, Catalyst: [aharrison@nbrc.gov](mailto:aharrison@nbrc.gov)

## **State Contacts:**

- Maine: Sarah Demers, [Sarah.Demers@maine.gov](mailto:Sarah.Demers@maine.gov)
- New Hampshire: Steve Fortier, [Steven.j.Fortier@livefree.nh.gov](mailto:Steven.j.Fortier@livefree.nh.gov)
- Vermont: Kristie Farnham, [Kristie.Farnham@vermont.gov](mailto:Kristie.Farnham@vermont.gov)
- New York: Kyle Wilber, [kyle.Wilber@dos.ny.gov](mailto:kyle.Wilber@dos.ny.gov)